

# **OPERATION LIBERAL**

**AN INITIATIVE TO TACKLE DISTRACTION  
BURGLARY OFFENCES**

**SUMMARY OF RESULTS**  
**OCTOBER 1998 APRIL 2000**

**Contact Person**

**Andrew Picken**

**Detective Constable**

**Operation Liberal Incident Room**

**Alfreton Police Station**

**Hall Street**

**Alfreton**

**Derbyshire**

**DE55 7BS**

**Telephone Number: 01773 522061 1 522062**

**Fax Number: 01773 522052**

**E Mail : Andrew.Picken@virgin.net**

## 1 Introduction

- 1.1. Operation Liberal is **an initiative to tackle distraction burglary offences, involving the joint resources of the 8 member forces — Cambridgeshire, Derbyshire, Leicestershire, Nottinghamshire, South Yorkshire, Staffordshire, Warwickshire and the West Midlands, together with NCS and NCIS.**
- 1.2. The operation commenced on 12<sup>th</sup> October 1998 following a meeting with the Senior Management of National Criminal Intelligence Service, National Crime Squad and the initial 6 constituent forces, A review took place in March 1999 when it was decided to continue the operation, subject to regular 6 monthly reviews. At the same meeting it was decided to invite the Warwickshire and West Midlands Police Forces into the consortium. They became members in July 1999. A further review took place in November 1999 when the operation was again extended.
- 1.3. The purpose of this report is to provide the reader with an overview of Operation LIBERAL, with an analysis of data since its inception and details of significant events during the last 6 months.

## 2 Resources

- 2.1 The HOLMES Incident Room is located at Aifreton and has been staffed as follows, since the last Executive Tasking Group Meeting:-  
  
3 Indexers      Derbyshire  
1 Analyst      Nottinghamshire
- 2.2 In April 2000 the Analyst returned to Nottinghamshire due to severe staff shortages within the FI,B of that Force.
- 2.3 The Cambridgeshire operational staff are as follows:-  
  
1 Detective Sergeant (Part-time)  
1 Detective Constable (Part-time)
- 2.4 The Derbyshire operational staff are as follows:-  
  
1 Senior Investigating Officer Detective Superintendent (Part-time)  
1 Deputy Senior Investigating Officer Detective Inspector  
2 Detective Sergeants  
4 Detective Constables
- 2.5 The Leicestershire operational staff are as follows:-  
  
1 Detective Inspector (Part-time)  
1 Detective Constable
- 2.6 The Nottinghamshire operational staff are as follows:-  
  
1 Detective Sergeant (Part-time)  
2 Detective Constables  
1 Analyst

2.7 The South Yorkshire Operational Staff are as follows:-

- 1 Detective Sergeant
- 1 Researcher

2.8 The Staffordshire operational staff are as follows:-

- 1 Detective Inspector (Part-time)
- 1 Detective Constable

#### Forensic Support

Mr Andrew Kirby – Head of Scientific Support has been the Forensic Co-ordinator with 3 members of staff, giving considerable part-time assistance to Operation LIBERAL.

2.9 The Warwickshire Operational Staff are as follows:-

- 1 Detective Constable (Part-time)

2.10 The West Midlands Operational Staff are as follows:-

- 1 Detective Sergeant
- 3 Detective Constables

2.11 Financial resources, ie, overtime, travel and subsistence have been borne by individual forces with no central budget.

### **3 Offences/Detections**

3.1. Appendix 'A' displays the gradual increase of detected crime throughout the consortium and the increase in detected crimes in the forms of tables. Columns 1 and 3 show the occurrence and detection rates in the 12 month period prior to the formation of Operation LIBERAL. Columns 2 and 4 demonstrate performance over the identical period during the first years of Operation LIBERAL's efforts.

3.2. It can be clearly seen in columns 1 and 2 that during the initial phase of the operation the consortium suffered a sharp increase in distraction burglaries. 864 crimes were recorded during this period compared to 747 during the corresponding period prior to the formation of the operation. Enquiries at the time clearly displayed the fact that the increase was wholly accounted for by the growth of reported offences of burglary with intent and attempted burglary, as opposed to suspicious incident reports. Despite the obvious improved police awareness and the initial crime increase there was a small reduction in crime during the first year of 150 crimes (columns 3 and 4 refer). A decrease in reported crime has been a permanent feature of the past 12 months and Appendix 'B' shows that there have been 626 fewer crimes than the corresponding period in the previous year, amounting to an 18% reduction throughout the consortium on a total of 3469 crimes. The decrease in crime can be seen to vary from force to force. Only South Yorkshire have experienced an increase in crime and a large proportion of that crime has

been proved to emanate from local . drug addicts, turning to distraction burglary as a means of supporting this drug habit. It will be remembered one of the fundamental reasons for the creation of Operation LIBERAL was the fact that generic burglary was decreasing, whereas nationally and locally distraction/ bogus official burglary was increasing substantially. The occurrence rates clearly demonstrate that the increasing trend has been halted and substantial reductions have been achieved.

3.3. Similarly the detection rates have shown a steady improvement in performance. The base rates prior to Operation LIBERAL's activities can be seen in columns 1 and 3 as 4% and 6% throughout the consortium. The first 6 months of the operation produced a 12% detected rate throughout the consortium, which rose to 16% after one year. The rate during the past 12 months has risen to 22% with an overall detection rate since the start of the operation of 20% on all 4091 reported crimes. It is worthy of note that this amounts to 804 primary detections for distraction burglary, whilst detection rates previous to the operation include prison visit detected offences.

3.4. **Cambridgeshire** (Chart 2)

During the first year of operation, detection rates remained at pre LIBERAL levels of 7%. This has been enhanced over the past 6 months and the 12 month detection rate until April 2000 is 14%. The occurrence rate has reduced by 11% during the same period.

3.5. **Derbushire**(Chart 3)

Appendix 'B' identifies that between May 1999 and April 2000 there has been 196 less crimes recorded than in the previous year, amounting to an exceptional 49% reduction. The detection rate for the same period is 29%, which is double the previous year's detection rate of 14%. A large proportion of the 14% detection rate attained in that year was achieved in 6 months when Operation LIBERAL was active. It can be seen that there has been a consolidation of performance during the past 12 months.

3.6. **Leicestershire** (Chart 4)

There has been a substantial reduction of 73 crimes in the 12 month period year ending April 2000, amounting to 25% of all reported crime. The recorded detection rate during this period is 21% and it should be noted that the overall rate in Leicestershire is 27%.

3.7. **Nottinghamshire**(Chart 5)

This detection rate has doubled to 16% from 8% for the period May 1999 to April 2000 against the corresponding previous year. An excellent crime reduction of 102 crimes has been achieved during this period which amounts to 27% of reported crime.

3.8. **South Yorkshire**(Chart 6)

As has previously been stated there have been local problems in South Yorkshire regarding prolific drug addict offenders, resulting in a 1% increase in crime over 12 months (the only consortium force increase). This situation

has been vigorously tackled by South Yorkshire who have enjoyed a large increase in detected crime from 8% in 1998-9 to 23% (110 crimes) in 1999 – 2000.

3.9. **Staffordshire** (Chart 7)

Staffordshire enjoy the highest 12 month detection rates of all the consortium, running at 37% as opposed to 10% in the corresponding period. A number of these detection's have involved prolific drug addict offenders which has accordingly been responsible for only a small decrease of 3% during the year, unreported crime.

3.10. **Warwickshire** (Chart 8)

There has been a small reduction in crime since Warwickshire joined Operation LIBERAL (8%). The detection rate of 6% is very little improved to pre Operation LIBERAL figures. The commitment of the force is one part time Detective Constable in the Force Intelligence Bureau. The post holder has changed 3 times in 9 months and as such there has been little continuity which is reflected in the figures.

3.11. **West Midlands** (Chart 9)

The largest volume of crime within the consortium is obviously suffered within the West Midlands Police area. West Midlands joined the consortium in July 1999 and like all LIBERAL forces an initial rise in reported crime was experienced. A large amount of operational activity resulted in a number of teams being arrested which has produced a 22% detection rate (246 crimes) and a 17% reduction in reported crime (223 crimes). The reducing occurrence rate has been achieved taking into account the sharp initial rises. Recent trends during the months of March and April 2000 show spectacular reductions of 63% and 28% respectively against the corresponding period in 1999. It is considered that the percentage reduction will improve further in the course of time.

## 4 **Databases**

4.1 There are over 6,000 crimes on two HOLMES databases. In August 1999 the Incident Room upgraded from HOLMES 1 to HOLMES 2. Difficulty was experienced in reconciling the HOLMES 1 file with the HOLMES 2 entries. In December 1999 a decision was made to open a new file on HOLMES 2 starting from scratch, as it was feared that the old file might corrupt any proposed information exchange. Both files are available when staff are researching linked crimes. This has speeded up search facilities although on occasions 2 searches are required.

4.2 The vehicle database holds 20,000 entries of the vehicle movements throughout the consortium. Regular contributions have been made by West Mercia, North Wales, Lincolnshire and Gloucestershire, which has the effect of covering a large part of central England and Wales. The database is maintained on the Excel system which readily downloads onto automatic number plate retrieved systems. The vehicle database receives regular

enquiries from consortium and non member forces. It is a regular provider of information resulting in arrests,

- 4.3 A CD containing over 700 photographs of suspects has been compiled at the centre and distributed throughout the United Kingdom Police Forces, with the assistance of sponsorship.

## 5 **Intelligence**

- 5.1 Appendix 'C' displays a table of intelligence items submitted, informant recruitment, targets identified and surveillance commitments.
- 5.2 Nearly 6,000 intelligence items have been submitted during the course of the enquiry. Selected items of intelligence have been placed on the systems from non-consortium forces to assist enquiries.
- 5.3 Regular enquiries are being received at the centre in respect of distraction burglary, suspects and their vehicles. Open meetings are held by the consortium at bi-monthly intervals, where officers from the majority of Police Forces in England and Wales exchange vital intelligence. These meetings often result in arrests being made and are very well attended. The expertise of Operation LIBERAL has spread amongst non-consortium forces generating a 'consistent flow of intelligence and enquiries. Recently enquiries were received from over 20 police forces at the centre in one day.
- 5.4 Importantly, consortium forces network very easily through established contacts, making the joint investigation of common targets an easier and more productive exercise. The joint knowledge shared by LIBERAL officers within the consortium forces also make investigation processes considerably more effective.
- 5.5 A significant number of intelligence interviews have been conducted by LIBERAL staff in the consortium forces on known offenders, resulting in detailed knowledge of methods and teams employed in distraction burglary being fed to the centre. The knowledge gained will affect future crime reduction and prevention strategies but has already been circulated to Scenes of Crime officers and used during the course of investigations.
- 5.6 There has been an ongoing process of involvement with the National Criminal Intelligence Service and the National Crime Squad during the course of Operation LIBERAL. NCIS officers often assist the consortium using their international contacts to obtain further information/evidence in respect of LIBERAL targets. To date 2 visits have been made to Eire and Northern Ireland where Operation LIBERAL business has been part of the brief. The Nottingham branch of the National Crime Squad have committed surveillance resources on numerous occasions in respect of major travelling targets of the operation. Attention to detail has resulted in considerable intelligence and forensic evidence being recovered to assist ongoing investigations/arrests. They are currently committed to a target wanted by West Midlands Police who owns a property in Derbyshire.

## 6 **Prisoners**

- 6.1 Appendix 'D' gives a breakdown of prisoners arrested within the consortium and the resultant primary detections.. 451 offenders have been arrested for a total of 1441 offences. Importantly 941 of these offences have been distraction burglaries. Each prisoner averages over 3 crimes per arrest.
- 6.2 Due to the transient' nature of a majority of offenders and the variety of different names used, all offenders have DNA swabs and fingerprints taken. It has to be said that the innovation of the photographic CD and the growing expertise of LIBERAL officers have for main part eliminated the problem of multi-identities.

## 7 **Forensic**

- 7.1 Appendix 'E' is a table displaying details of Forensic results in relation to fingerprints, DNA and SICAR.
- 7.2 The forensic co-operation between LIBERAL forces has been the cornerstone of the success of Operation LIBERAL. Whilst each force has been responsible for its own scene management, the resulting evidence has been collated by the Staffordshire Scientific Support Section, who have ensured that each fingerprint has been checked against AFR, NAFIS and the palm print database in Cambridgeshire. The excellent work and enthusiasm of the Staffordshire Bureau cannot be over emphasised as a contributor to the ongoing success of the operation.
- 7.3 It will be seen at Appendix 'E' that 107 fingerprint identifications have been made from a total of 731 marks that have been found at scenes, thereby producing a success rate of 15% of all marks found. This is a substantial increase since the previous review, when the success rate stood at 6%. A number of factors are believed to be responsible for this improvement, including more knowledgeable scene examinations (see paragraph 5.5), an increase in the number of forces using NAFIS machinery and increased expertise with which the systems have been interrogated.
- 7.4 All fingerprint identifications are checked against the HOLMES 2 database optimising the value of such identifications and resulting in a number of identified offences being investigated as opposed to the single offence.
- 7.5 The inter-force forensic co-operation is well documented in previous reviews. Suffice it to say that this is the first time in the United Kingdom that forensic evidence has been. co-ordinated across force boundaries for an offence category rather than a series of linked offences.
- 7.6 There have been further 'ground breaking' initiatives during the course of the past 6 months. Between November 1999 and March 2000 a Low Copy Number DNA project was conducted in Derbyshire, Staffordshire, Warwickshire and the West Midlands force areas for distraction burglary. The project extended to items removed from crime scenes in respect of other LIBERAL forces in February 2000. All participating forces gained a valuable insight and training as to the potential of DNA in future times and the



requirement to avoid contamination. The Forensic Science Service supplied the project, free of charge and the results of their activities are documented in the table below.

7.5

Force	Examinations	Swabs Taken	DNA Hits
Derbyshire *	40	132	0
Staffordshire	22	36	2
West Midlands	41	104	2
Warwickshire	8	42	2
TOTALS	111	314	6

\* Derbyshire figures include items submitted by other forces.

- 7.6 The number of identifications achieved was disappointingly low. However, it should be borne in mind that 22 samples are on the National database awaiting the arrest of potential offenders. It is obviously a difficult process to administer due to contamination and knowing where the offender has secreted. The findings of the project have assisted the Forensic Science Service in the way that they will pursue Low Copy Number DNA in the future. The good news is that the quality of offenders identified by the process has been 'first-rate' and at least 3 of the identifications have been made on major LIBERAL targets.
- 7.7 An identification was made in the West Midlands in respect of a target who is of millionaire status. The Forensic Science Service updated the LCN DNA sample, which at this point in time is non-evidential, to an SGM plus sample. This was the first time that this procedure had been done and enquiries are being pursued to arrest the offender on the basis of the forensic evidence.
- 7.8 The Fingerprints Bureau at Staffordshire has also utilised the latest techniques to further the aims of the operation. Fingerprint searches on automated machines have traditionally involved a scene mark being checked against offenders' teriprints held on the database. It is now possible on NAFIS to reverse this process and check an offender's tenprint against all scene marks held on the database and obtain further identifications. This is particularly desirable with persons coming into custody. In a very short space of time it is possible to check that person's fingerprint tenprint against all outstanding marks on the NAFIS database throughout the UK. This process is resulting in further detections that are not generally available at this point in time to other forces. It is obviously extremely useful to investigating officers when further offences are identified at an early stage.
- 7.9 The bureau at Staffordshire currently manages a suspect database of over 700 names. It is planned to submit all these fingerprints through the above procedure with the assistance of the South Yorkshire bureau. This may obviously detect crime in non-consortium forces but has the advantage of,

hopefully, preventing our suspects committing crime in the consortium area. The results of this project are eagerly awaited.

7.10 Meetings of Operation LIBERAL Scientific Support Managers take place at regular 3 month intervals during which best practice is identified and circulated to the consortium.

7.11 The excellent networking of officers within Operation LIBERAL has been discussed earlier in this report. The same practice has been clearly illustrated within the Scientific Support Sections and the Forensic Science Service. The close working relationship between the investigating officers and the Scientific Support departments has greatly enhanced the quality of the overall enquiry.

## 8 **Operation LIBERATE**

8.1 The public awareness arm of Operation LIBERAL was launched in August 1999 on the basis of:-

- (1) Raising the awareness of distraction crime without raising the fear of crime
- (2) Reducing the incidence of distraction crime
- (3) Promoting the success of Operation LIBERAL

Since the compilation of the last review a structured public awareness campaign has been delivered by all LIBERAL forces, who have sought to enlist partners to assist the initiative. It still attracts regular press/media attention. Feedback indicates that the publicity received has been excellent PR in respect of the Police, and the crime reduction messages are being received by the public.

8.2 Examples of good practice within the consortium are as follows:-

- 0) Derbyshire Constabulary organised an event at the Derby Assembly Rooms, which attracted the attendance of 1,000 elderly persons, called Liberation Day. This event was supported and arranged by a wealth of organisations, including Age Concern, Derby City Council, Neighbourhood Watch and many others, fulfilling the aims listed at paragraph 8(1).
- (ii) Leicestershire Police have produced an information video again fulfilling the above aims.

These examples are only a sample of many initiatives taking place throughout the consortium.

8.3 The consortium forces will continue to solicit good quality partners and explore all opportunities to further enhance the above aims. In November 1999 the former Senior Investigating Officer of Operation LIBERAL, Detective Superintendent Kelvyn ASHBY, was seconded to the Home Office, along with a member of the public utility companies and the Local Government

Association. The group has formed to develop and deliver a National Public Awareness/Crime Reduction Strategy. In conjunction with these aims Mr ASHBY is examining possible improvements to the standards of investigation in respect of distraction burglary on a nationwide basis.

- 8.4 It is intended that future public awareness and crime reduction activity will dovetail in line with the national strategy to support and strengthen the campaign being orchestrated by the Home Office Task Force, within the consortium forces.

## **9 Significant Events during past 6 months**

- 9.1 In October 1999 an offender was arrested in South Yorkshire for a series of bogus police officer offences and remanded in custody.
- 9.2 Four offenders were initially arrested in October 1999 at Blackpool for a bogus police officer offence. These persons were targets of Operation LIBERAL and as a result of further enquiries by West Midlands and Derbyshire Police, in conjunction with Lancashire Police, a total of 75 distraction burglaries have been detected within 5 consortium forces and over 100 offences have been detected countrywide. All the offenders are currently remanded in custody. This case is obviously a fine example of what can be achieved by targeting offenders and identifying scenes of crimes within the consortium, which are suspected to have been committed by the same team.
- 9.3 A female offender in Staffordshire was arrested in October 1999 and charged with 5 distraction burglary offences. On appearing at the Magistrates' Court she was bailed. In November 1999 she was re-arrested and has subsequently been charged with a total of 13 distraction offences. Investigations are continuing into further offences in the Staffordshire area, with the assistance of Scientific Support, who have provided evidence throughout the investigation.
- 9.4 In January 2000 2 offenders were arrested in Congleton, Cheshire using the modus operandi of stating that part of a generator had fallen into the victim's garden. Enquiries in Operation LIBERAL established a string of offences. These offences having been committed in the West Midlands, Staffordshire, Leicestershire, Nottinghamshire and Warwickshire. The offenders were dealt with by West Midlands Police for a series of offences and remanded in custody. A short time later 2 further offenders were arrested in Tamworth, Staffordshire using the same unusual MO. Investigation proved that the men were related and part of the same team. Enquiries resulted in over 40 offences being detected in the above police areas as a result of the group's activities. The initial 2 offenders recently pleaded guilty at Crown Court where they both received a 4 year imprisonment.
- 9.5 During February 2000 a large series of burglaries were identified using the MO of a council employee measuring windows. This occurred mainly in the South Yorkshire area but also encompassing Nottinghamshire and Derbyshire. As a result of an initiative and a subsequent surveillance operation the offender was arrested by South Yorkshire Police, resulting in 46 distraction burglaries being detected within the consortium.

- 9.6 In the same month an offender was arrested in Derby following enquiries into 5 offences where he pretended that his car had broken down and requires water. On each occasion he stole property once he gained entry to the premises, This man was bailed and in April 2000 was subsequently arrested for a further distraction burglary.
- 9.7 In March 2000, the man referred to as 'Collarman' in previous reviews, was arrested by South Yorkshire officers following their initiative. A number of identification parades have been held over a period of time. These have produced 8 identifications and a total of 9 charges in respect of distraction burglaries, using the gas and electric MO's in South Yorkshire, West Midlands, Nottinghamshire and Thames Valley. The offender has declined to assist the enquiry and attempted to thwart ID procedures by shaving his hair off and growing a beard. At the time of writing a charge of Conspiracy to Commit Burglary is being considered and enquiries are continuing into his criminal associates.
- 9.8 Leicestershire, Nottinghamshire and Warwickshire LIBERAL officers identified a team of 'duster sellers' working in the Midlands area at distraction burglary. During April a fingerprint identification was established in Leicestershire and vehicles used by the offenders were identified. As a result of this preparatory investigation work the information was used to arrest 2 offenders shortly after the commission of 2 burglaries in Long Eaton, Derbyshire. The offenders have now been charged with numerous offences and over 40 offences have been detected in the above police areas.

## 10 **Future Plans**

- 10.1 As a direct result of Operation LIBERAL the Home Office recently launched a National Distraction Burglary Campaign covering England and Wales. Many of the operation's practices are to be used as a template to adopt similar schemes.
- 10.2 The extent that the offenders travel to commit distraction crime is well documented within the examples of paragraph 9. The success in these areas is due to the knowledge and expertise of Operation LIBERAL officers and the networks that they have created with non consortium forces. However, experience has highlighted the age old problem of non-compatibility of crime recording/intelligence systems between different forces. Currently, outside the consortium we are reliant on word of mouth and the interest of local officers in passing details of offenders and modus operandis to Operation LIBERAL. There is no doubt that many offences go undetected outside the consortium due to lack of interaction and knowledge between forces, when dealing with Operation LIBERAL prisoners. It is known for instance that the South West of the country is suffering a large increase in distraction crime. The need for a National Database is clear and efforts are being made to address this issue. There are 2 possibilities under review at the present point in time. The first being Regional Centres using linked HOLMES systems that are capable of being interrogated throughout the country. The alternative is a single database which will eventually utilise the electronic transfer of information and would negate the need of dual inputting required by option 1.

- 10.3 Research projects are being conducted locally, regionally and nationally in three areas. The first is based at Nottingham University and is examining geographical influences on distraction burglary. All consortium forces have agreed that details of their offences be supplied to the project which will be examined by graduates using mapping tools to establish any information that will assist in areas of crime detection and reduction.
- 10.4 The potential of the Neighbourhood Watch to influence the occurrence and detection rates of distraction crime has always been a part of the Operation LIBERAL strategy. During the past year a number of Operation LIBERAL officers have addressed National Neighbourhood Watch Conferences and training seminars, in conjunction with a series of local initiatives. The Home Office are currently funding Neighbourhood Watch pilots (several of which will operate in LIBERAL forces), where steps are being taken to educate the elderly/vulnerable and provide basic crime prevention measures. The results of these pilots will be used to provide advice to all 155,000 schemes next year.
- 10.5 The third project involves research with victims and persons who have been able to repel bogus callers, to identify reasons why people become victims to this crime.
- 10.6 A target policing initiative bid has been approved in principal by the Home Office for up to £125,000, to be spent tackling distraction burglary within LIBERAL forces. The money will be used to progress the research outlined above, the purchase of information technology systems and the remainder will be directed to projects across the consortium.
- 10.7 A copy of the original Memorandum of Understanding, together with the 3 summary results, has now been sent to the National Operations Faculty for inclusion on their best practice database.

## 11 **Conclusions**

- 11.1 The results of the operation speak for themselves. Performance improves month by month across the consortium, despite competing against previous LIBERAL data. This, has been recognised nationally as evidenced by the National Distraction Burglary Campaign. The statistics show that results achieved are directly proportional to the resource committed and that for a comparatively small effort, excellent results can be achieved. In a relatively short period of time the operation has become a centre of excellence, respected by non member forces and our forces can be justifiably proud of their participation.

## 12 **Recommendations**

- 12.1 Operation LIBERAL should continue for a further 12 months, This is six months longer than previous continuances but would allow the long term planning of resources. The National Distraction Burglary Campaign is to run for at least a further 18 months and the proposed 12 month period would

provide opportunity to make the best use of the National campaign within our areas.

12.2 The second Annual Report should be published in November 2000.

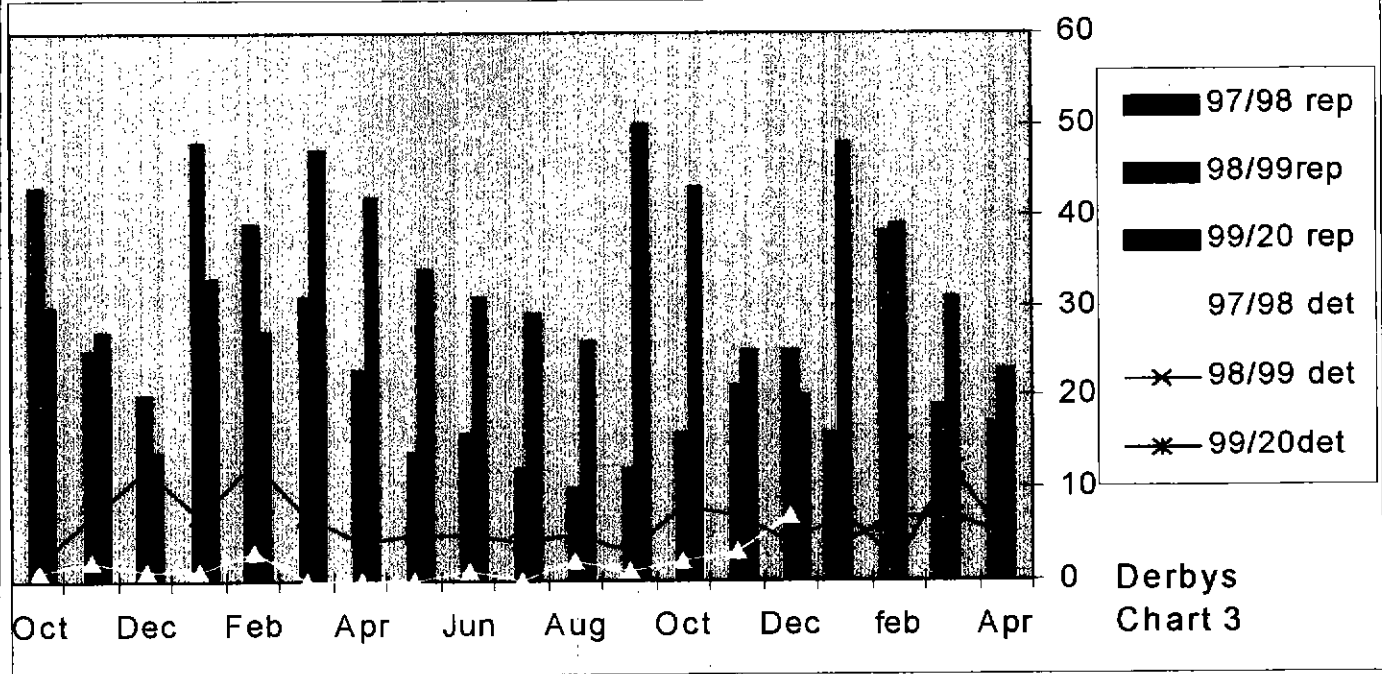
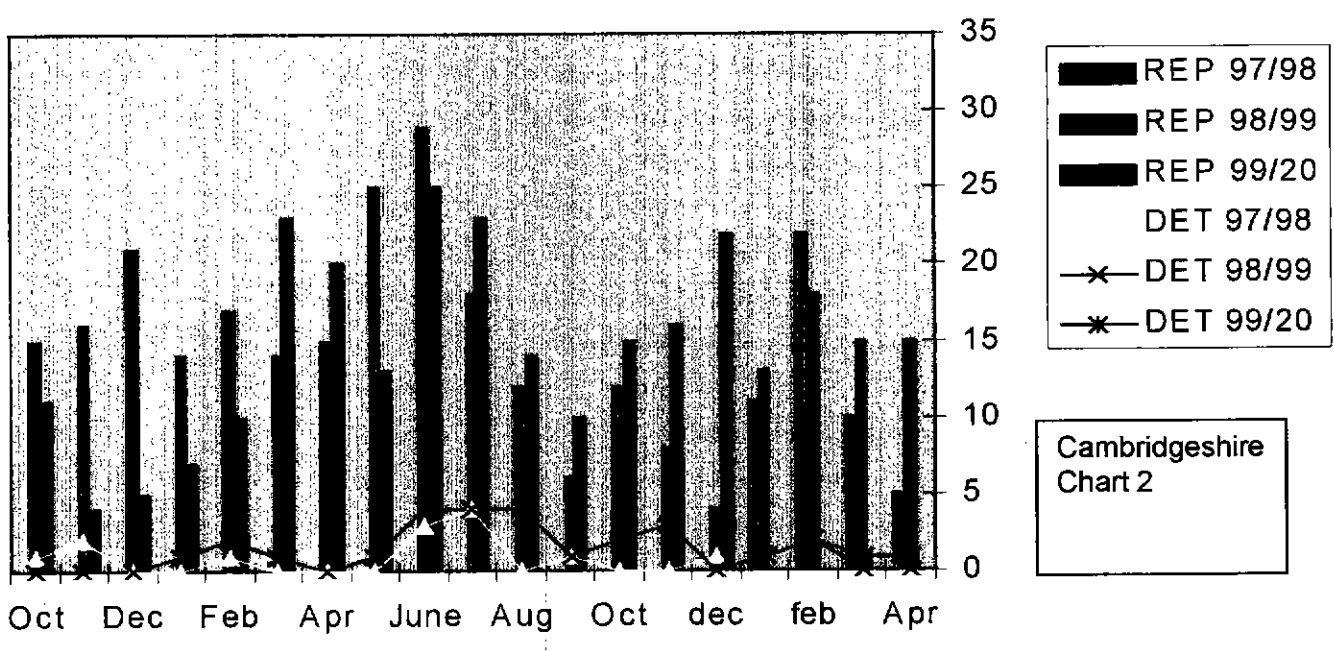
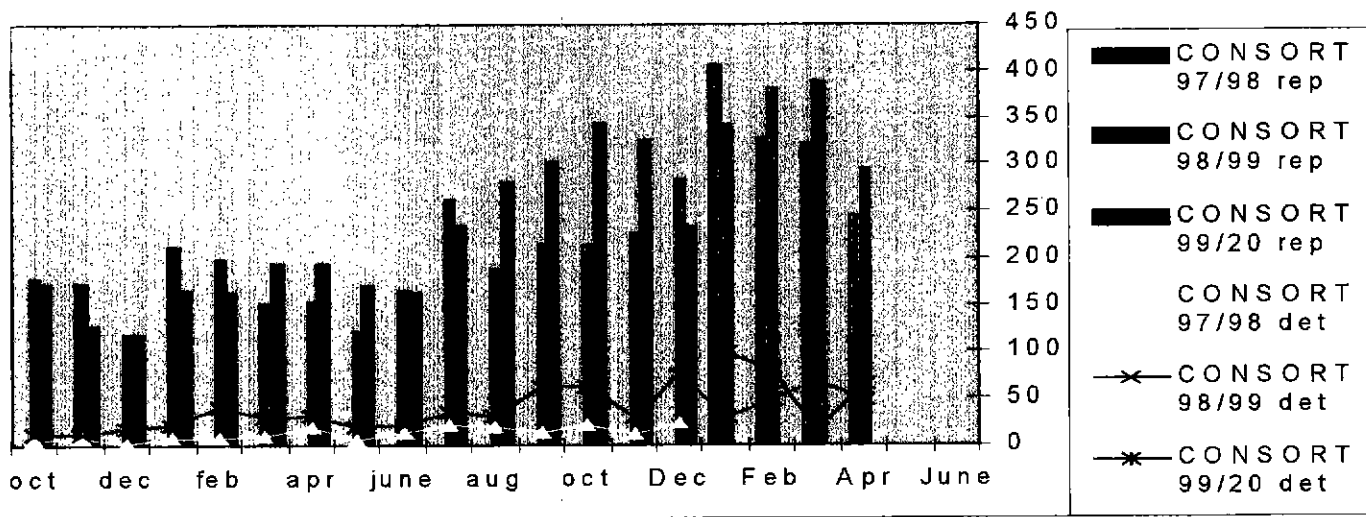
12.3 The operation should be reviewed again in June 2001.

COLUMN 1	COLUMN 2			COLUMN 3			COLUMN 4					
	OCTOBER 97 TO MARCH 98			OCTOBER 98 TO MARCH 99			OCTOBER 97 TO SEPT. 98			OCTOBER 98 TO SEPT. 99		
FORCE	REPORTED]	DETECTED]	RATE	REPORTED]	DETECTED]	RATE	REPORTED]	DETECTED]	RATE	REPORTED]	DETECTED]	RATE
CAMBS	37	4	10%	68	4	6%	165	12	7%	202	14	7%
DERBYS	131	7	5%	175	36	20%	389	12	3%	293	74	26%
LEICS	133	9	7%	133	11	8%	280	15	5%	286	70	25%
NOTTS	201	6	3%	159	21	13%	446	20	5%	318	48	15%
S.YORKS	<b>194</b>	2	1%	223	13	6%	445	41	9%	489	44	9%
STAFFS	51	3	5%	106	18	17%	189	8	4%	217	49	23%
WARWS*	0	0	0	0	0	N/A	59	1	2%	48	3	6%
W.MIDS*	0	0	0	0	0	N/A	313	26	8%	282	56	20%
TOTAL	747	31	4%	864	103	12%	2286	135	6%	2135	348	16%

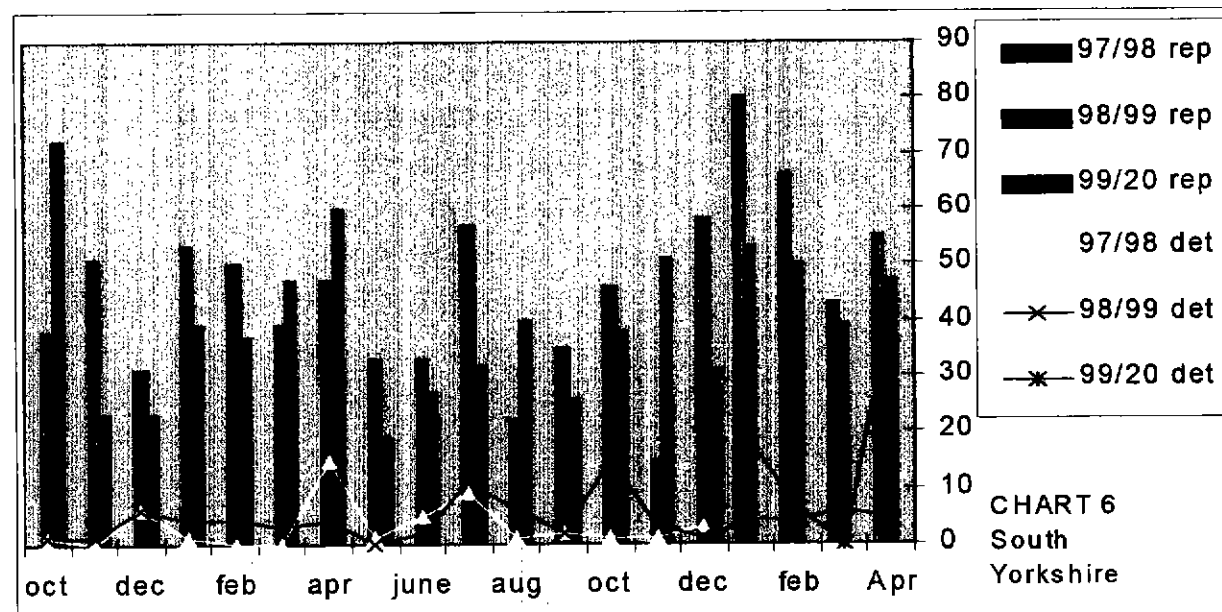
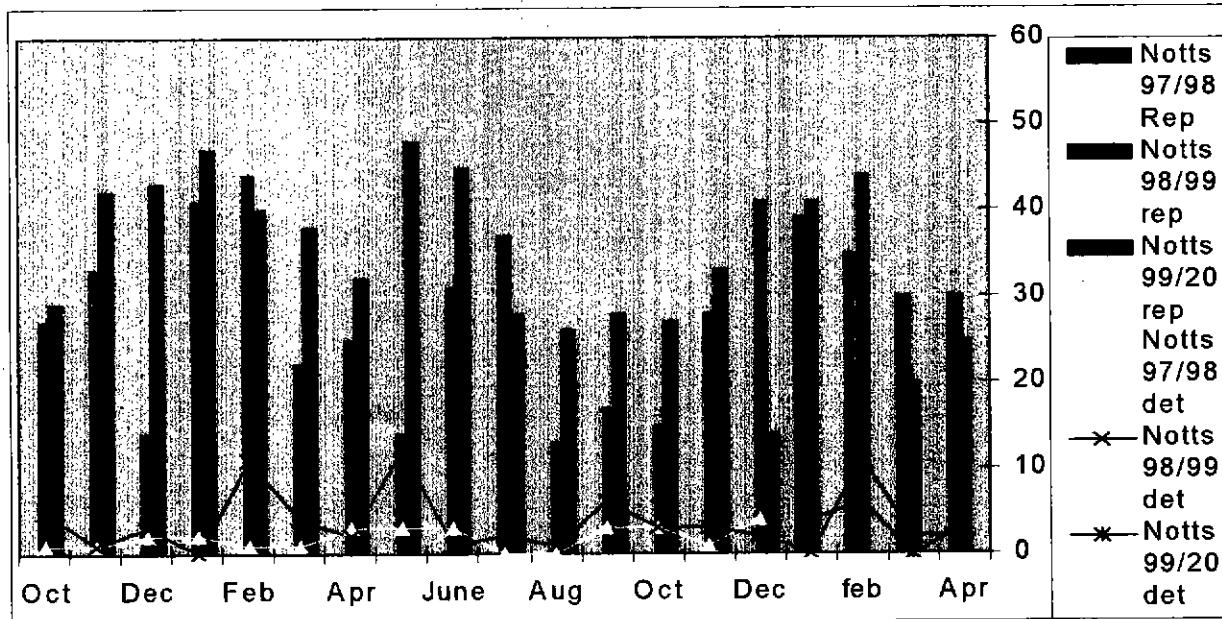
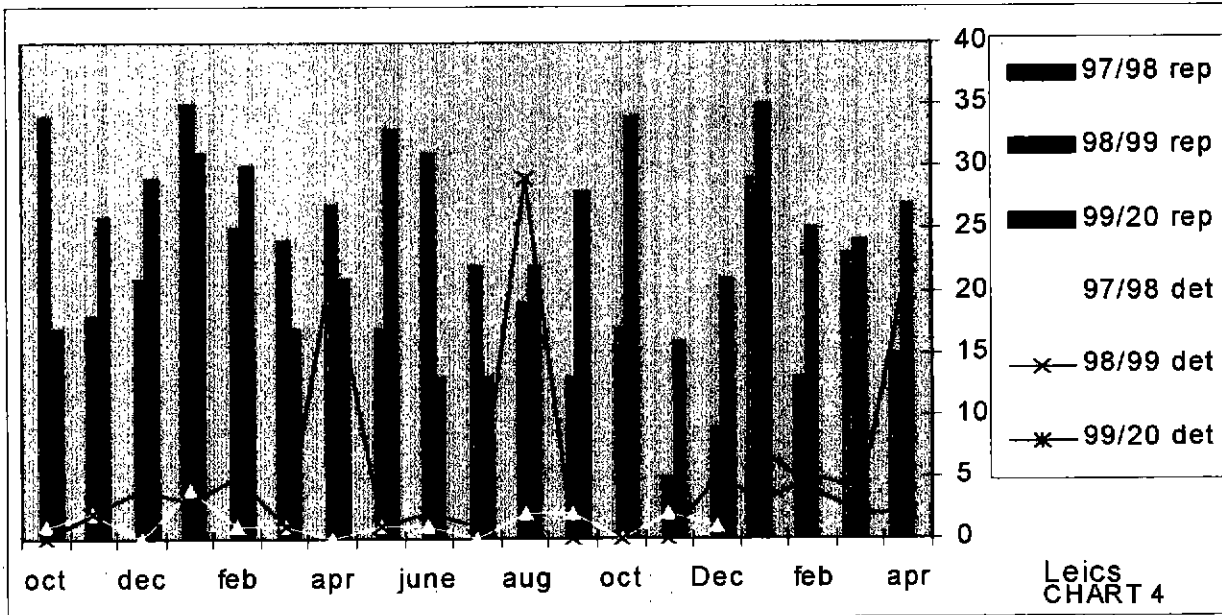
COLUMN 5	COLUMN 6					
	MAY 98 TO APRIL 99			LAST 12 MONTHS TOTALS MAY 99 TO APRIL 2000		
FORCE	REPORTED]	DETECTED]	RATE	REPORTED]	DETECTED]	RATE
CAMBS	192	15	8%	171	24	14%
DERBYS	403	56	14%	207	59	29%
LEICS	296	44	15%	223	46	21%
NOTTS	400	32	8%	298	47	16%
S.YORKS	473	39	8%	480	110	23%
STAFFS	235	24	10%	227	84	37%
WARWS	131	7	5%	121	7	6%
W.MIDS	1339	123	9%	1116	246	22%
TOTAL	<b>3469</b>	340	10%	2843	623	<b>22%</b>

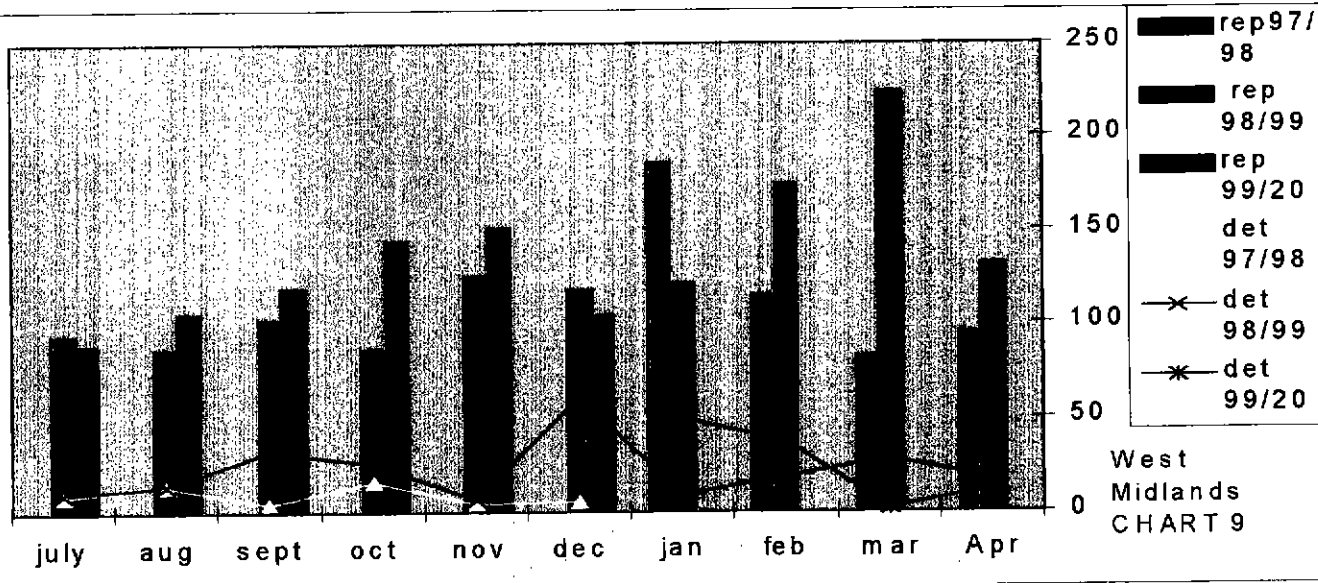
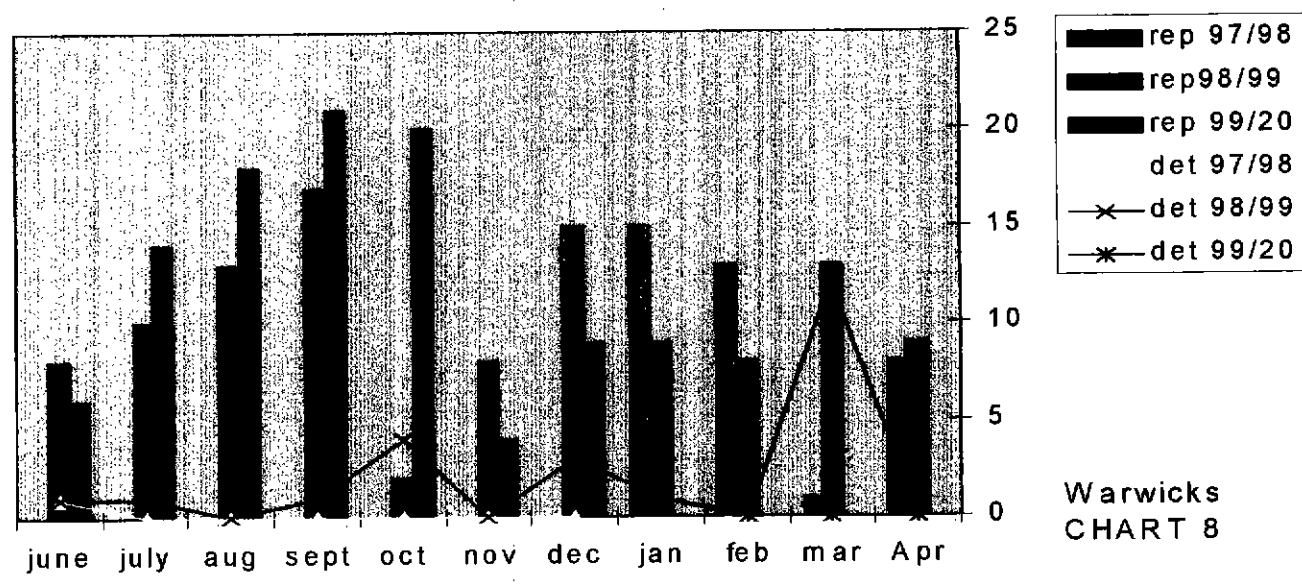
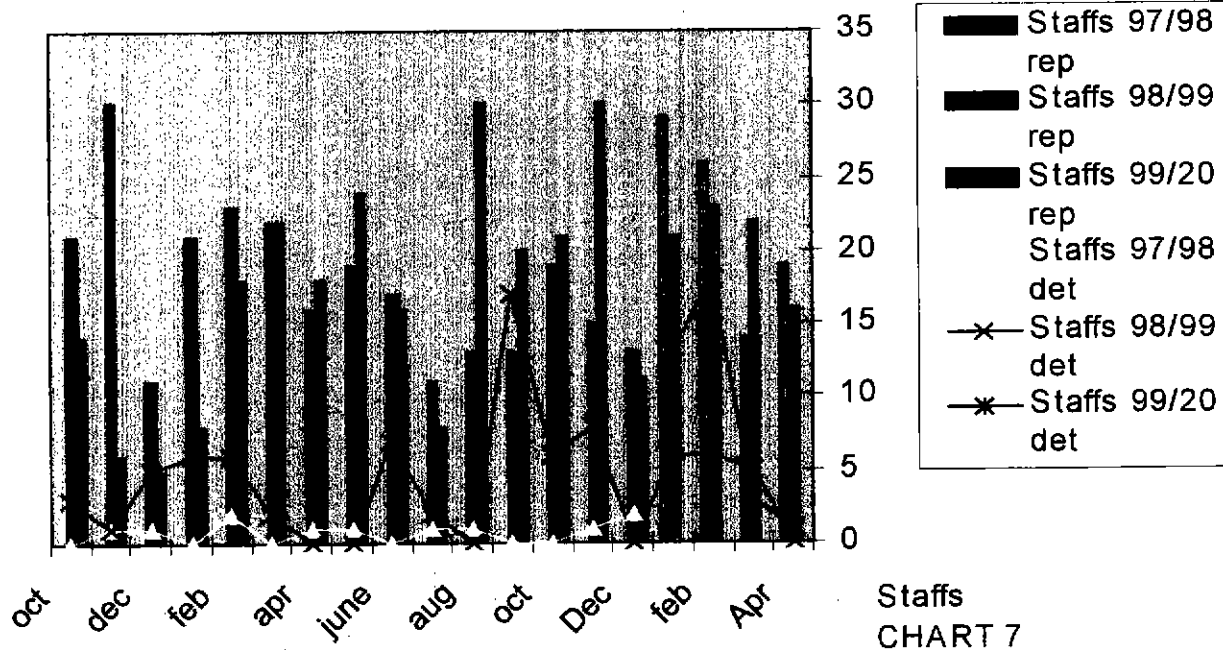
COLUMN 7	TOTALS SINCE OP.LIB START OCTOBER 98 TO APRIL 2000		
FORCE	REPORTED]	DETECTED]	RATE
CAMBS	274	24	9%
DERBYS	445	112	25%
LEICS	397	107	27%
NOTTS	536	81	15%
S.YORKS	850	129	15%
STAFFS	352	98	28%
WARWS	121	7	6%
W.MIDS	1116	246	22%
TOTAL	4091	804	20%

\* Figures calculated since July 1999 (date of joining Operation LIBERAL)









## APPENDIX 'B'

FORCE	MAY 1998 TO APRIL 1999				MAY 1999 TO APRIL 2000				INCREASE/DECREASE		INCREASE/DECREASE	
	REPORTED	DETECTED	RATE		REPORTED	DETECTED	RATE		REPORTED	DETECTED	REPORTED	DETECTED
CAMBS	192	15	8%		171	24	14%		-21	9	-11%	60%
DERBYS	403	56	14%		207	59	29%		-196	3	-49%	5%
LEICS	296	44	15%		223	46	21%		-73	2	-25%	5%
NOTTS	400	32	8%		298	47	16%		-102	15	-26%	47%
S.YORKS	473	39	8%		480	110	23%		7	71	1%	182%
STAFFS	235	24	10%		227	84	37%		-8	60	-3%	250%
WARKS	131	7	5%		121	7	6%		-10	0	-8%	0%
W.MIDS	1339	123	9%		1116	246	22%		-223	123	-17%	100%
TOTAL	3469	340	10%		2843	623	22%		-626	283	-18%	83%

**OPERATION LIBERAL****INTELLIGENCE**

FORCE	ITEMS	INFORMANTS RECRUITED	TARGETS IDENTIFIED	SURVEILLANCE	
				TAR	DAYS
CAMBRIDGESHIRE	576	9	10	0	0
DERBYSHIRE	<b>1853</b>	<b>8</b>	56	<b>32</b>	<b>44</b>
LEICESTERSHIRE	411	6	32	16	<b>33</b>
NOTTINGHAMSHIRE	<b>990</b>	3	<b>28</b>	17	<b>42</b>
SOUTH YORKSHIRE	667	17	45	6	12
STAFFORDSHIRE	<b>693</b>	1	14	6	6
WARWICKSHIRE	178	0	6	1	1
WEST MIDLANDS	471	1	70	<b>22</b>	16
<b>TOTAL</b>	<b>5839</b>	45	261	100	<b>154</b>

## APPENDIX 'D'

FORCE	PRISONERS	DETECTIONS						TOTALS
		DISTRACTION BURGLARY OFFENCES			OTHER OFFENCES			
		OWN FORCE	O/S CONSORTIUM		OWN FORCE	O/S CONSORTIUM		
CAMBRIDGESHIRE	28	24	0	26	0		50	
DERBYSHIRE	130	112	71	112	51		345	
LEICESTERSHIRE	37	107	1	35	20		163	
NOTTINGHAMSHIRE	86	81	19	49	6		155	
SOUTH YORKSHIRE	56	129	1	134	2		272	
STAFFORDSHIRE	70	98	21	38	1		158	
WARWICKSHIRE*	0	7	2	1	4		14	
WEST MIDLANDS*	44	246	22	12	4		284	
TOTAL	451	804	137	407	88		1441	

\* Figures calculated since July 1999 (date of joining Operation LIBERAL)

**OPERATION LIBERAL****FORENSIC**

Force	FINGERPRINTS			Scene Stains	DNA	D/base Hits	Scene Marks	SiCAR	Hits
	Marks sent	Links Scene/ Scene	Idents		Links Scene/ Scene			SiCAR	
CAMBS	29	0	14	4	0	N/K	4	0	0
DERBYS	125	0	15	11	0	N/K	12	0	0
LEICS	186	0	29	3	0	N/K	4	0	0
NOTTS	52	0	17	0	0	N/K	1	0	0
S.YORKS	71	0	2	0	0	N/K	0	0	0
STAFFS	110	0	20	23	0	N/K	31	0	4
WARKS	14	0	0	0	0	N/K	0	0	0
W.MIDS	83	0	9	0	0	N/K	0	0	0
<b>TOTAL</b>	<b>731</b>	<b>0</b>	<b>107</b>	<b>41</b>	<b>0</b>	<b>N/K</b>	<b>32</b>	<b>0</b>	<b>4</b>